

Plastic Porch Light Fixture

Black polystyrene fixture. Mounting hardware included. Glass globe not included

Plastic Fixture 30-9683
Glass Globe..... 30-9201



Metal Porch Light Fixture

Black metal fixture. Mounting hardware included. Glass globe not included

Metal Fixture..... 30-9200
Glass Globe..... 30-9201



Metal Porch Light

Polished brass fixture with included glass jelly jar globe.
Mounting hardware included.

Porch Light..... 30-9691



Outdoor Post Coach Light Fixture

Black outdoor post light fixture. Post not included
Complete post light installation available

Black Coach Lamp Fixture..... 85-9213130
White Coach Lamp Fixture..... 85-9753403



Outdoor Coach Light Post

Aluminum lamp post with ladder rest. Powder coat finish.
3" x 84" complete with base.

Black Post..... 85-9713BL
White Post..... 85-9714



Jelly Jar Outdoor Light Globe

Replacement porch light globe, fits many metal and plastic
porch light fixtures

Jelly Jar Globe..... 30-9201



Electrical

Lighting

Flush Mount Ceiling Fixture

Round metal ceiling fixture. Polished brass finish. Uses one 60W medium base type A bulb (not included) Round glass globe not included

Single ceiling fixture.....	30-9163F
Round White Globe.....	30-9163
Clear Fluted Globe.....	30-9161



Flush Mount Ceiling Fixture

Round white flush mount ceiling fixture. Uses two 60W medium base type A bulbs (not included) Shade not included

Two-light Ceiling Fixture.....	30-9168
12-inch Glass Shade.....	30-9169
12-inch Plastic Shade.....	30-9180



Flush Mount Ceiling Fixture

Round metal ceiling fixture. Polished brass finish. Uses two 60W medium base type A bulbs (not included) Glass globe not included

Two-light Ceiling Fixture.....	30-9172
White Glass Globe.....	30-9175



Replacement Glass Globe

3-1/4" x 6" white glass globe. Fits ceiling fixture 30-9163F and many other fixtures.

6" White Glass Globe.....	30-9163
---------------------------	---------



Replacement Glass Globe

3-1/4" x 6" clear fluted glass globe. Fits ceiling fixture 30-9163F and many other fixtures.

6" Clear Glass Globe.....	30-9161
---------------------------	---------



Replacement Glass Globe

Replacement globe, fits ceiling fixture 30-9172 and many other fixtures.



7" White Glass Globe..... 30-9175

Replacement Ceiling Light Diffuser

12" glass diffuser with clear floral design on white. Center mounting hole, fits ceiling fixture 30-9168 and many other ceiling fixtures.



12" Glass Diffuser..... 30-9169

Replacement Ceiling Light Diffuser

12" plastic deep-dish style ceiling light diffuser. Center mounting hole, fits ceiling fixture 30-9168 and many other ceiling light fixtures.



12" Plastic Diffuser..... 30-9180

Replacement Thumbscrews

Brass plated, 1/2" x 8/32 screws. Use to secure glass globe to lighting fixtures. Package of 3 screws



Thumbscrews..... 30-9210

Replacement Finial

Threaded white plastic, use to secure shades and diffusers to light fixture.



White Finial.....30-9217

Electrical

Receptacles and Switches

Duplex Receptacle

Standard electrical receptacle, side wire connections, polarized outlets

- Ivory 30-9101
- White..... 30-9100W



Self Contained Receptacle

Wirecon duplex receptacle, enclosed connections, 125 VAC, 15 A, adjustable mounting ears

- Brown 30-9100S
- Ivory Receptacle..... 30-9101SR
- Ivory Receptacle Plate..... 30-9101SP
- White Receptacle..... 30-9102SR
- White Receptacle Plate..... 30-9102SP



Ground Fault Receptacle

Protects from miswired line-load connection. Protects against electrical shock from ground faults. 125VAC, 15A.

- Ivory 30-9101G
- White..... 30-9101W
- Weather Resistant..... 30-89104



Dryer Receptacle

Surface mount, 3-pole, 3 or 4 wire, Quick-lok terminal connections, 120/250VAC, 30A.

- 3-Wire Receptacle..... 30-9001
- 4-Wire Receptacle..... 30-9000



Electric Range Receptacle

Surface mount, 3-pole, 4-wire, Quick-loc terminal connections, 120/250VAC, 50A..

- Range Receptacle..... 30-9005



Single Pole Wall Switch

Side wired single toggle switch, 125VAC, 15A.

Brown	30-9094
Ivory	30-9095
White	30-9094W



Self Contained Switch

Wirecon single toggle switch, enclosed connections, 125VAC, 15A.

Brown Switch	30-9094S
Brown Switch Plate	30-9094SP
White Switch	30-9096SW
White Switch Plate	30-9096SP



Duplex Receptacle Cover Plate

Smooth plastic, single mounting screw, fits all standard duplex receptacles.

Brown	30-9086
Ivory	30-9087
White	30-9086W



Jumbo Receptacle Cover Plate

Oversize smooth plastic, single mounting screw, fits standard duplex receptacle.

Brown	30-9088
Ivory	30-9089
White	30-9088W



Electrical

Receptacles and Switches

Jumbo Single Switch Cover Plate

Oversize, smooth plastic, dual mounting screws, fits standard single toggle switch.

- Brown**..... 30-9082
- Ivory**..... 30-9083
- White**..... 30-9082W



Jumbo Double Switch Cover Plate

Oversize smooth plastic, dual mounting screws, fits double gang wall switch

- White**..... 30-9092W



Receptacle / Switch Cover Plate

Fits Pass and Seymour self contained receptacles and wall switches.

- Brown**..... 30-9086D
- Ivory**..... 30-9087D
- White**..... 30-9088D



Wirecon Replacement Pawls

7/8" pawls, used for flush mounting self contained receptacles and switches.

- Pawl**..... 30-9112



Fiberglass Single Outlet Box

Molded from Thermoset fiberglass. Mounting ears and speed clamps included. 2-1/2"D x 2-3/8"W x 3-1/4"H

Without Wing Brackets..... 30-9076
With Wing Brackets..... 30-9074



Fiberglass Double Outlet Box

Molded from Thermoset fiberglass. Mounting ears and speed clamps included. 2-3/4"D x 4-1/8"W x 3-1/4"H

With wing brackets..... 30-9075



Fiberglass Round Outlet Box

Molded from Thermoset fiberglass. Mounting ears included. 2"D x 3-1/2"W

With snap bracket 30-9077



Metallic Single Outlet Box

Weatherproof single outlet box with 3 openings. Mounting lugs, hole covers, ground screw included.

1/2" Openings..... 30-89082
3/4" Openings..... 30-89085



Metallic Double Outlet Box

1/2" and TKO knockouts. Without bracket. 2-1/8"D x 4"W x 4"H.

Double outlet box..... 30-89091



Electrical

Receptacle Boxes

Weatherproof Receptacle Enclosure


Covers receptacles and switches
Mounts horizontal or vertical
GFCI ready



Square cover 30-89083

4" Square Blank Cover

Zinc plated steel. 4"H x 4"W.



Square Cover..... 30-89092

4" Single Outlet Cover

Mount switches and receptacles. Zinc plated steel.



Single receptacle cover..... 30-89086

Single switch cover..... 30-89087

Type S Plug Fuse

All purpose application. 125VAC, time-delay operation. Package of 4 fuses.

15 Amp Fuse..... 30-90561



Cartridge Fuse

Provides overload, ground fault, and short-circuit protection..

30 Amp Fuse..... 30-90572
35Amp Fuse..... 30-90573
40Amp Fuse..... 30-90574
45 Amp Fuse..... 30-90575
50 Amp Fuse..... 30-90576



Fuse Block

Provides a fuse mount, while also protecting the fuse

1/2" 30-90577
3/4" 30-90578



Electrical

Circuit Breakers



Cutler-Hammer 1-Pole Type BR

Plug on circuit breaker. 120/240 V, 10,000 AIR, 1" space per breaker. Interchangeable, will replace: New General Electric, Murray, ITE (except Pushmatic) , Bryant, General, American, Crouse-Hinds, Sylvania, Challenger, and Westinghouse Type BR.



20 Amp..... 30-90362

Cutler-Hammer 2-Pole Type BR

Plug on, common trip circuit breaker, switching duty rating, 2" per breaker, 120/240 V, 10,000 AIR. Thermal magnetic 40 degrees Celsius. Interchangeable, will replace: New General Electric, Murray, ITE (except Pushmatic), Bryant, General, American, Crouse-Hinds, Sylvania, Challenger, and Westinghouse Type BR.



20 Amp..... 30-90372
30 Amp..... 30-90373
35 Amp..... 30-90360
40 Amp..... 30-90374
50 Amp..... 30-90375
60 Amp..... 30-90376
80 Amp..... 30-90364
90 Amp..... 30-90365

Siemens 1-Pole Type Q

Plug in circuit breaker, 120/240 V, 10,000 AIR, Interchangeable, will replace: American Switch, Westinghouse Type BR, Bryant, Challenger, Sylvania, Crouse-Hinds, Murray, Frank Adams, General Electric (full size only), General Switch, ITE, Gould, Montgomery Ward, and Sears. UL listed, HACR rated.



20 Amp..... 30-90677

Siemens 2-Pole Type Q

Plug in, common trip circuit breaker. 120/240 V, 10,000AIR.
Interchangeable, will replace: American Switch, Westinghouse Type BR,
Bryant, Challenger, Sylvania, Crouse-Hinds, Murray, Frank Adams,
General Electric (full size only), General Switch, ITE, Gould, Montgomery
Ward, and Sears. UL listed, HACR rated.



20 Amp	30-90672
30 Amp.....	30-90673
35 Amp.....	30-90688
40 Amp.....	30-90674
50 Amp.....	30-90675
60 Amp.....	30-90676
80 Amp.....	30-90689
90 Amp.....	30-90681

Square D 1-Pole Type HOM

Plug on circuit breaker. Thermal/Magnetic trip mechanism, 120/240 V,
10,000 AIR, UL listed, HACR rated.



20 Amp.....	30-90507
-------------	----------

Square D 2-Pole Type HOM

Plug on, common trip circuit breaker. Thermal / Magnetic trip mechanism,
120/240 V, 10,000 AIR. UL Listed, HACR rated.



20 Amp.....	30-90500
25 Amp.....	30-905005
30 Amp.....	30-90501
35 Amp.....	30-90531
40 Amp.....	30-90502
50 Amp.....	30-90503
60 Amp.....	30-90504
80 Amp.....	30-90515
90 Amp.....	30-90506

Electrical

Load Centers and Disconnects



Milbank Meter Socket

200A , HO hub opening, 4 gang meter socket.

U7021 30-90527



Square D Meter Main

Factory installed main breaker, single phase, 120/240 VAC, 8 spaces, 16 maximum circuits, ringless meter socket

RC816F150C..... 30-90526

RC816F200C..... 30-90525



Square D Load Center

Factory installed main breaker, single phase, 3-wire, 120/240 VAC

HOM612L100R..... 30-90517

HOM816M150FTRB..... 30-90520

HOM816M200FTRB..... 30-90521



AC Disconnect Box

Rainproof enclosure, positive pull-out head contact, pull-out head storage in OFF position.

UFP222R 30-90401



Schedule 40 PVC Conduit

UL listed, sunlight resistant. 10-ft lengths

1/2" x 10'	30-8919
3/4" x 10'	30-8920
1" x 10'	30-8922
2" x 10'	30-8924
2-1/2" x 10'	30-8927



Schedule 80 PVC Conduit

UL listed, sunlight resistant. 10-ft lengths

1" x 10'	30-8921
2" x 10'	30-8925



Terminal Adapter

Adapts non-metallic conduit to terminal boxes. UL and CSA listed.

1/2" MPT x 1/2" SLIP	30-89020
3/4" MPT x 3/4" SLIP	30-8902
1" MPT x 1" SLIP	30-89022
2" MPT x 2" SLIP	30-89024
2-1/2" MPT x 2-1/2" SLIP	30-89116



Female Adapter

Used for connecting metal conduit to PVC or PVC to PVC. Female threaded end and solvent fit end.

UL and CSA listed

3/4" FPT x 3/4" SLIP	30-89025
----------------------------	----------



Electrical

PVC Conduit and Fittings

Coupler

Used to join straight lengths of PVC conduit.
UL and CSA listed.



1/2" x 1/2"	30-8900
3/4" x 3/4"	30-8901
1" x 1"	30-89011
2" x 2"	30-89014
2-1/2" x 2-1/2"	30-89115

Elbow, 90 Degree

Used to change direction of conduit. UL and CSA listed



1/2" x 1/2"	30-8909
3/4" x 3/4"	30-8911
1" x 1"	30-89095
2" x 2"	30-8904
2-1/2" x 2-1/2"	30-89117

Elbow, 45 Degree

Used to change direction of conduit. UL and CSA listed



3/4" x 3/4"	30-8912
2" x 2"	30-89114

Elbow, 90 Degree Pull

Used to change direction of conduit. Type LB
UL and CSA listed



1/2" x 1/2"	30-8910
3/4" x 3/4"	30-89101
1" x 1"	30-89102
1-1/2" x 1-1/2"	30-89103
2" x 2"	30-89036

Liquid Tight Flexible Conduit

Non-metallic conduit is lightweight and flexible. Corrosion, abrasion, crush and strain resistant.

1/2" x 100'.....	30-8940P
3/4" x 100'.....	30-89160R
1" x 100'.....	30-89150



Liquid Tight Straight Connector

Used to connect flexible conduit to a weatherproof box or other enclosure.

1/2" x 1/2" MPT.....	30-8944
3/4" x 3/4" MPT.....	30-89170
1" x 1" MPT.....	30-89195



Liquid Tight 90 Degree Connector

Used to connect flexible conduit to a weatherproof outlet box or other enclosure.

1/2" x 1/2" MPT.....	30-8946
3/4" x 3/4" MPT.....	30-89180
1" x 1" MPT.....	30-89190



Electrical Metallic Conduit and Fittings

Metallic Conduit

Rigid aluminum conduit.


2-1/2" x 10' 30-8298



Galvanized Steel Riser

Galvanized steel, threaded on both ends.

2" x 7' 30-89063



Threaded Coupler

Use to join rigid or IMC conduit. Also use with nipples and connectors to join conduit to steel electrical boxes or other metallic enclosures.

2" FPT x 2" FPT 30-89084



Offset Steel Nipple

Use to join rigid or IMC conduit. Also use to join conduit to steel electrical boxes or other metallic enclosures.

2" Offset Nipple..... 30-89038



Steel Nipple

Use to join rigid or IMC conduit. Also use to join conduit to steel electrical boxes or other metallic enclosures.

2" x close..... 30-89064
 2" x 3" 30-89060
 2" x 4" 30-89061
 2" x 6" 30-89062



12 AWG Solid THHN

600 V, use as building or fixture wire. Moisture, oil, and gasoline resistant, premium grade flame retardant PVC jacket, can replace TW, THW-RHH and RHW wire.

Black, 500'	30-11587301
Green, 500'	30-11591501
Red, 500'	30-11589901
White, 500'	30-11588101



10 AWG Solid THHN

Use as building or fixture wire. Moisture, oil, and gasoline resistant, premium grade flame retardant PVC jacket, can replace TW, THW-RHH, and RHW wire.

Black, 500'	30-11595601
Green, 500'	30-11599801



8 AWG Stranded THHN

600 V. Use in services, feeders, and branch circuits. 19-strand copper conductor, heat, moisture, oil, and gasoline resistant, UL and CSA listed, RoHS compliant

Black, 500'	30-90071
--------------------------	-----------------



6 AWG Stranded THHN

600 V. Use in services, feeders, and branch circuits. 19-strand copper conductor, heat, moisture, oil, and gasoline resistant, UL and CSA listed, RoHS compliant

Black, 500'	30-90070
--------------------------	-----------------



4 AWG Stranded THHN

600 V. Use in services, feeders, and branch circuits. 19-strand copper conductor, heat, moisture, oil, and gasoline resistant, UL and CSA listed, RoHS compliant

Black, 500'	30-90069
--------------------------	-----------------



Electrical

Bulk Electrical Wire

Type UF-B, with Ground

600 V. For applications of direct burial, dwellings not to exceed 3 floors above grade, use as underground feeder to outdoor lighting or apparatus, exposed or concealed use in damp, moist, wet, dry, and corrosive locations. Flame retardant, moisture, fungus, and corrosion resistant. UL and CSA listed. RoHS compliant



12 / 2 - 250'	30-9018
10 / 2 - 250'	30-9019
6 / 2 - 125'	30-90204

Type NM-B, with Ground


600 V. Use in exposed and concealed work in normally dry locations as branch circuits for outlets, switches, and other loads. May be run in air voids of masonry block or tile walls where such walls are not wet or damp. UL and CSA listed, RoHS compliant



12 / 2 - 250'	30-9010
10 / 2 - 250'	30-9011
8 / 2 - 125'	30-9013
6 / 2 - 125'	30-9012

Type SE Cable

600 V. Service entrance cable, primarily used to convey power from the service drop to the meter base, and from the meter base to the distribution panelboard, wet or dry locations, jacket and individual conductors are sunlight resistant



4-4-6, 150'	30-90207
-------------	----------

Bare Copper Wire

Soft drawn, solid single wire, 40 Amp, use to connect to drive-in ground rod.



4 AWG - 200'	30-90214
--------------	----------

Aluminum USE-2 Cable

600 V. Service entrance cable, suitable for direct burial, wet or dry locations. Heat, moisture, and sunlight resistant. UL and CSA listed.



6-7 AWG, 1000' 30-90066

Aluminum USE-2 Cable

600 V. Service entrance cable, suitable for direct burial, wet or dry locations. Heat, moisture, and sunlight resistant. UL and CSA listed.



4 / 0 AWG, 1000' 30-27287203

2 / 0 AWG, 1000' 30-27285603

Thermostat Wire

Class 2 power-limited circuit cable for use in thermostat control applications, 150 V, sunlight resistant, 18-gauge copper conductors



5-conductor, 250' 30-90185R

8-conductor, 250' 30-90188R

Electrical

Electrical Hardware

Steel Conduit Locknut

Use to connect conduit or fittings to a steel outlet box or other enclosure. Zinc plated steel.

1/2" Locknut.....	30-89029
3/4" Locknut.....	30-8903
1" Locknut.....	30-89032
1-1/4" Locknut.....	30-623624
1-1/2" Locknut.....	30-89033
2" Locknut.....	30-89034
2-1/2" Locknut.....	30-89118



Sealing Locknut

Use to connect conduit or fittings to a steel outlet box or other enclosure when moisture protection is required. Zinc plated steel with PVC sealer.

2" Locknut.....	30-89120
-----------------	----------



Service Entrance Cap

Use on overhead service entrance. Mounts on top of conduit. Aluminum.

2" Entrance Cap.....	30-89080
----------------------	----------



One-hole Strap

Use to secure conduit to wood, masonry, or other surface. Zinc plated steel.

1/2" Strap.....	30-8950
3/4" Strap.....	30-8951
1" Strap.....	30-89053



Two-hole Strap

Use to secure conduit to wood, masonry, or other surface. Zinc plated steel.

2" Strap.....	30-89035
---------------	----------



Clamp Connector

Use to connect non-metallic sheathed cable to outlet box or other metal enclosure.
Indoor use only.



1/2" Connector	30-89057
3/4" Connector	30-89065
1" Connector	30-89055

Knock-out Seal

Use to seal knock-out openings in metal outlet boxes or other metallic enclosures.



1/2" Seal	30-89073
3/4" Seal	30-89074
1" Seal	30-89075
1-1/4" Seal	30-89076
1-1/2" Seal	30-89077

Grounding Bushing

Use with locknut to terminate service conduit to a cabinet. Lug provided for bonding jumper to neutral bus bar.



2" Bushing	30-89097
-------------------------	-----------------

Mechanical Lug

Use to provide grounding bond for steel box or other metallic enclosure.



KA-2 Lug	30-89067
-----------------------	-----------------

NSI Cable Splice

Use to splice aluminum or copper cable. Zinc plated aluminum.



# 1 – 250 MCM Splice	30-89069
# 2 Splice	30-89070

Electrical

Electrical Hardware

Ground Bar Kit

9-terminal grounding bar, consult local code for for correct application.

PK9GTA Ground Bar..... 30-89072



Service Hubs

For outdoor enclosures with removable closing caps.

2" Rain Tight..... 30-89079

2" Milbank..... 30-89081



Plastic Bushings

Use with threaded conduit to protect wires..

1" Bushing..... 30-89054

1-1/4" Bushing..... 30-89052

2" Bushing..... 30-89037



Reducing Washer

Use to reduce the conduit opening size in a steel outlet box or other metal enclosure.

3/4" x 1/2" Washer..... 30-8948

3/4" x 1-1/4" Washer..... 30-89066



Ceramic Insulator

Use wood posts to support electrified wires without losing energy through the post. Assembled with lag screw.

Large Insulator..... 30-89018



Ground Rods

Pointed for easy installation..

5/8" x 8' Galvanized Ground Rod..... 30-9021R
 5/8" x 8' Copper Clad Ground Rod..... 30-9021CCR



Ground Rod Clamp

Use to bare copper ground wire to drive-in ground rod. Copper with bronze bolt

5/8" Ground Clamp..... 30-9021C



Grounding Clamp

Use to secure grounding wire to 1-1/4" thru 4" water pipe. Bronze with steel screws.

Ground Clamp 30-8976



Electrical

Electrical Supplies

Electric Range Cord

4' cord with #10 conductors. 30A/250V

- 3-Wire Range Cord..... 30-90064
- 4-Wire Range Cord..... 30-90074



Electric Dryer Cord

4' cord with #10 conductors, 30A/250V

- 3-Wire Dryer Cord..... 30-90034
- 4-Wire Dryer Cord..... DRYER CORD



Vinyl Electrical Tape

PVC electrical tape, suitable for use at not more than 600V 176 degrees Fahrenheit. 3/4" x 60'

- Black 60-7078
- Green..... 60-7078G
- Red..... 60-7078R
- White..... 60-7078W



Twist-on Wire Nuts

Knurled exterior, apply without tools. Plated steel spring inside for maximum contact. Use for solid or stranded wire.

- Small, 14 – 18 gauge wire..... 30-9118
- Medium, 12 – 18 gauge wire..... 30-9119
- Large, 10 – 18 gauge wire..... 30-9120



Anti-Oxidant Joint Compound

Use to improve conductivity of electrical connections, seal out dirt and moisture, and prevent corrosion and oxidation, suitable for aluminum connections

Anti-Oxidant..... 60-7019



Cable Ties

Use to bundle and tie electrical wires, hoses, or just about anything else that needs to be secured,
High strength, flexible, non-corrosive

7-1/2", 100/bag 30-8952

